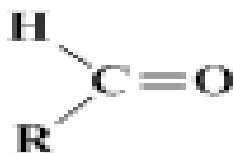
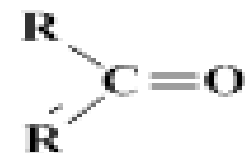




Identification of Aldehydes & Ketones



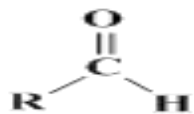
the general
formula for aldehydes



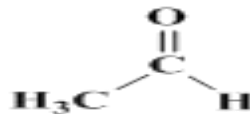
the general
formula for ketones



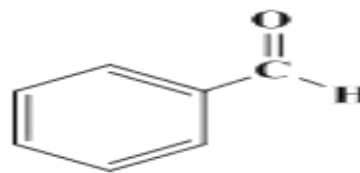
The groups **R** and **R'** may be **aliphatic or aromatic**, & in one aldehyde, (**formaldehyde, R = H**). Both aldehydes and ketones contain the carbonyl group, **C=O** that largely determines the chief chemical and physical properties of aldehydes and ketones.



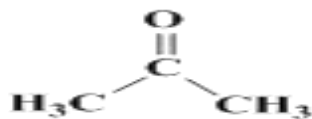
formaldehyde



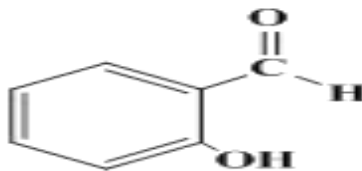
acetaldehyde



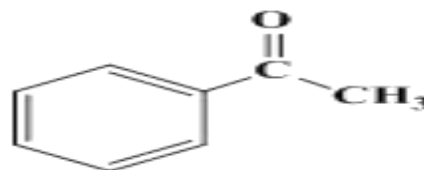
benzaldehyde



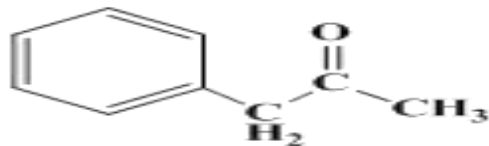
acetone



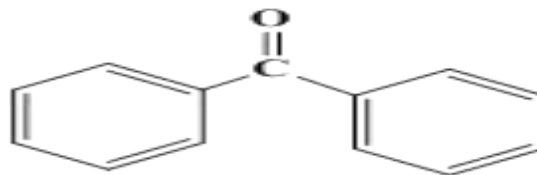
salicylaldehyde



acetophenone



benzyl methyl ketone



benzophenone

Aldehydes and ketones differ from alcohols in having **two less hydrogen atoms**.

1° alcohol $\xrightarrow{\text{oxidation}}$ aldehyde;

2° alcohol $\xrightarrow{\text{oxidation}}$ ketone.

The relation between these carbonyl compounds and alcohols is, therefore, oxidation–reduction relation. 3° alcohols can't undergo this reaction.

Physical Properties

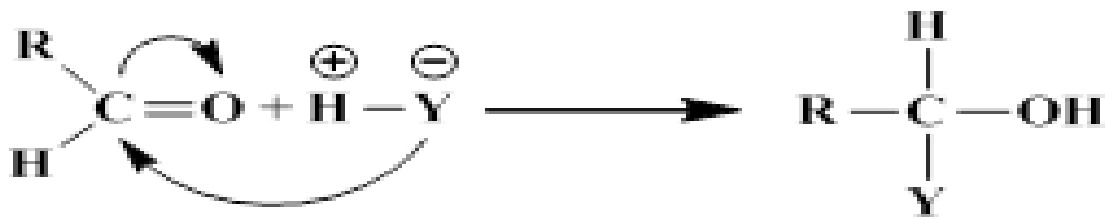
All aldehydes and ketones are liquids except : formaldehyde, which is gas (b.p. -21°C), (*formalin*, as a liquid or as solid (polymers): paraformaldehyde, $(\text{CH}_2\text{O})_n$ & benzophenone, which is solid (m.p. 48°C).

- * They are colorless except benzaldehyde, which has a pale yellow colour (due to oxidation) with a characteristic odour.
- * The b.p.s of aldehydes & ketones are lower than those of the alcohols from which they are derived i.e.:
 - isopropyl alcohol boils at 82.5°C while its oxidation product acetone, boils at 56°C ;
 - ethanol boils at 78°C while its oxidation product, acetaldehyde, boils at 21°C .
- * Aliphatic aldehydes and ketones burn with a blue flame (without smoke) while aromatic ones burn with a yellow smoky flame.

- ▶ * Low m.wt aldehydes and ketones (less than 5 carbons) are appreciably soluble in water, although
- ▶ * Aromatic ones are insoluble in water, and all of them are soluble in organic solvents.
- ▶ * Aldehydes & ketones (unlike alcohols) ,do not have the ability to form H- bond),
- ▶ * Aldehydes & ketones that are soluble in water are soluble in ether too ➡ class *S1* (e.g., formaldehyde and acetone).
- ▶ * Aldehydes and ketones that are insoluble in water are soluble in 96 % H_2SO_4 ➡ class *N* (e.g., benzaldehyde and benzophenone).

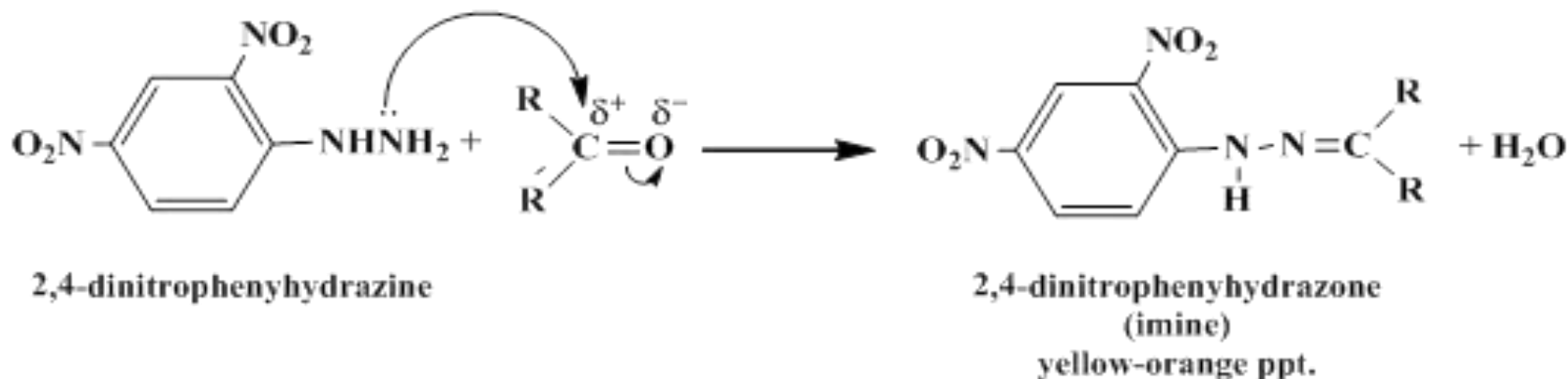
Chemical properties:

- Both aldehydes and ketones are neutral compounds that don't change the color of litmus paper.
- All reactions of aldehydes and ketones are related to the **carbonyl group** (the active group).
- Aldehydes contain a **hydrogen** atom attached to its carbonyl while ketones don't. This difference in the chemical structure affects their chemical properties in two ways:
 - a) Aldehydes are easily oxidized to the corresponding acids & have reducing properties while ketones are not oxidized under similar conditions (not show reducing properties).
 - b) Aldehydes are usually more reactive than ketones towards nucleophilic addition, the characteristic reaction of carbonyl group.



1-General test (2,4-Dinitrophenylhydrazine reagent)

- Both aldehydes and ketones give yellow or orange precipitate with 2,4-dinitrophenylhydrazine reagent.



Procedure

To 2 drops of the compound add 3 drops of the reagent, a yellow or orange precipitate will be formed.

If the compound is insoluble in water, dissolve it in 1 mL of methanol and then add the reagent.

2- Differentiation between aldehydes and ketones

- ▶ Differentiation between aldehydes and ketones is achieved by taking the advantage of the fact that aldehydes can be easily oxidized while ketones cannot (need stronger oxidizing agents).

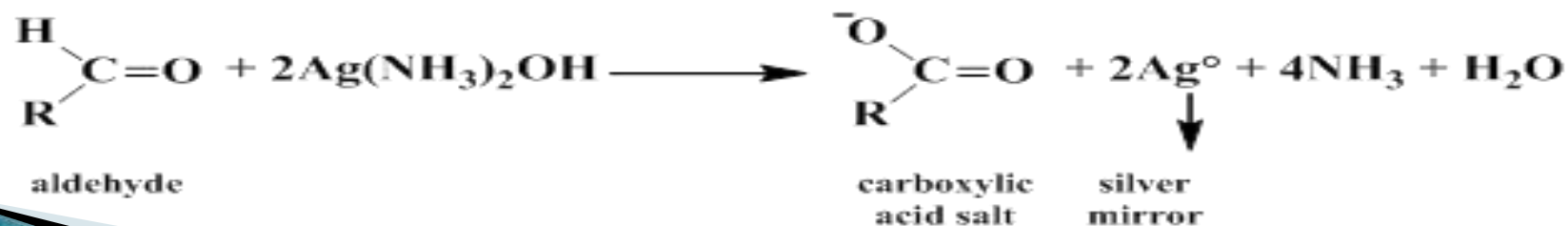
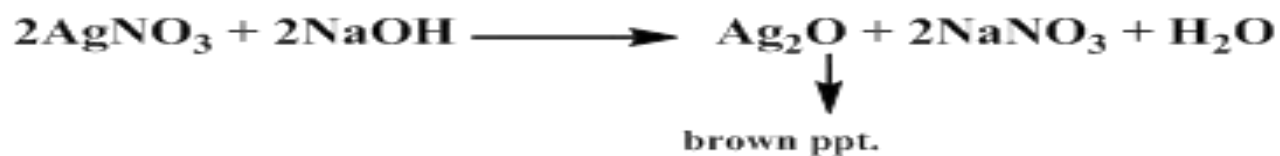
Two reagents can be used for this purpose :

Tollen's reagent or Fehling's reagent.

Only aldehydes give + ve results with these two reagents.

a) Tollen's test (Reduction of ammoniacal silver nitrate)

- ▶ Tollen's reagent is the combination of silver nitrate solution with ammonium hydroxide in the presence of NaOH solution.
- ▶ Aldehydes show +ve result with this reagent because the reaction between them involves the oxidation of the aldehyde to the corresponding carboxylic acid & the reduction of the silver ions from this reagent to silver element in the form of silver mirror on the inner side of the test tube.



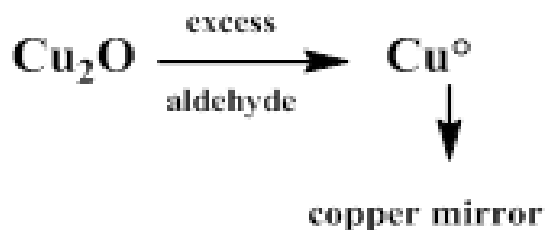
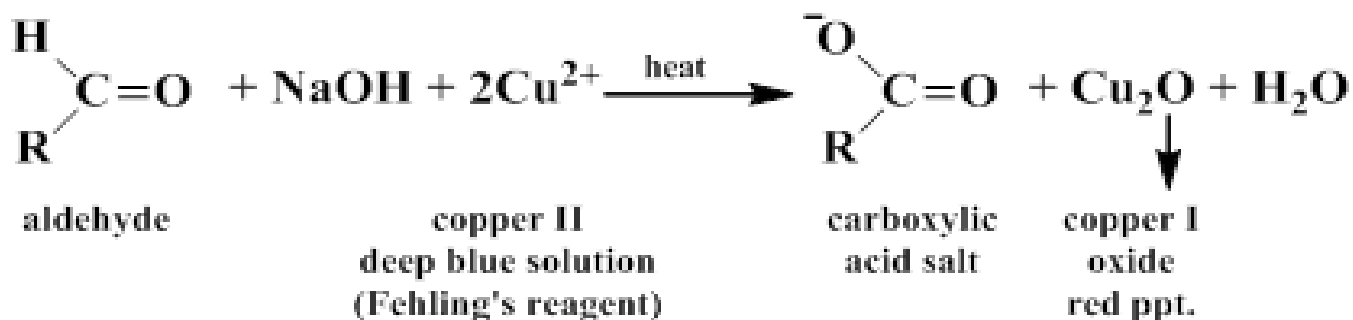
- ▶ The oxidation process requires an alkaline medium; so NaOH solution is used.
- ▶ In order to **overcome** the formation of the brown silver oxide precipitate (Ag_2O), ammonium hydroxide is used to serve as a complexing agent for this precipitate making it a water soluble complex.
- ▶ Note that since the medium is alkaline, **salts of the produced carboxylic acid** are formed rather than the acid itself.

Procedure

- **Preparation of Tollen's reagent**
 - ▶ To 3 mL of silver nitrate solution add 2-3 drops of 10% NaOH solution, then add drop wise very dilute ammonia(NH_4OH) solution with continuous shaking until all the brown precipitate of silver oxide is dissolved. *This reagent should be freshly prepared before use.*
- Add 2-3 drops of **the compound** to 2-3 mL of **Tollen's reagent**, a silver mirror will be formed.
- If no reaction occurs, warm the test tube in water bath for few minutes (note that excessive heating will cause the appearance of a false positive test by decomposition of the reagent).
- The formed silver mirror can be washed using dil. nitric acid.
 - ▶ **A negative result indicates that the compound is a ketone.**

b) Reduction of Fehling's reagent

- ▶ This test, like Tollen's test, is used to distinguish aldehydes from ketones.
- ▶ Only aldehydes can reduce Fehling's reagent (a deep blue solution) to give a red cuprous oxide precipitate.



▶ Procedure

Preparation of Fehling's reagent

- ▶ Fehling's reagent is prepared by mixing exactly equal volumes of Fehling's A and Fehling's B solution in a 1:1 ratio immediately before use (usually 1 mL of each).
- ▶ Fehling's A solution is an aqueous solution of **copper sulfate pentahydrate** ($\text{CuSO}_4 \cdot 5\text{H}_2\text{O}$) with few drops of concentrated sulfuric acid.
- ▶ Fehling's B solution is an aqueous solution of **potassium sodium tartrate** ($\text{C}_4\text{H}_4\text{K NaO}_6, 4\text{H}_2\text{O}$) and **sodium hydroxide**.

- Add 5 drops of the **compound** to 1 mL of **Fehling's solution**, and then **heat** in water bath for **5 minutes** (with shaking for water insoluble compounds).
 - ▶ Aldehydes change the color of Fehling's solution from blue to green, orange precipitate, and then red precipitate or copper mirror.
 - ▶ Ketones don't change the color of this reagent.
 - ▶ On the other hand, this test does not give a **sharp result** with aromatic aldehydes.

3-Special tests for ald.s & ket.s containing a terminal

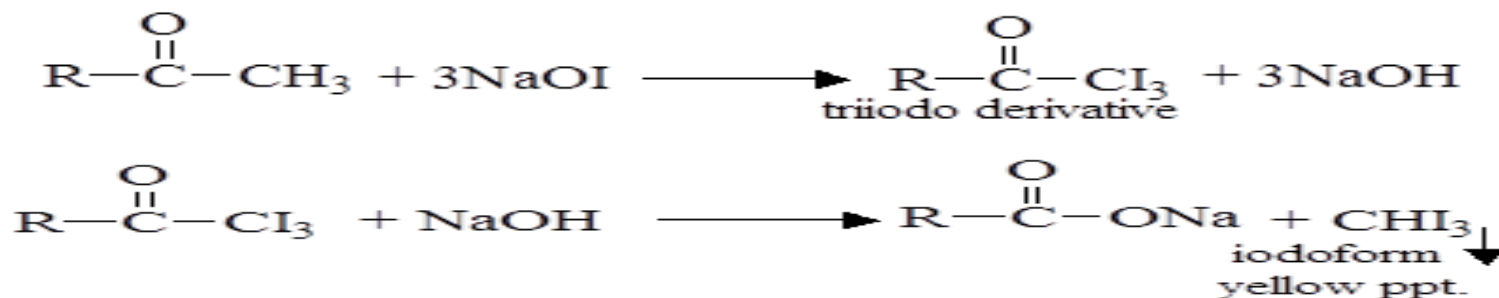
– CH_3 group attached to the carbonyl group



i.e: acetaldehyde, acetone, acetophenone & benzyl methyl ketone.

a) Iodoform (Haloform) test :-

Follow the same procedure of iodoform test mentioned earlier (identification of alcohols). *Halogenation & Cleavage steps only*



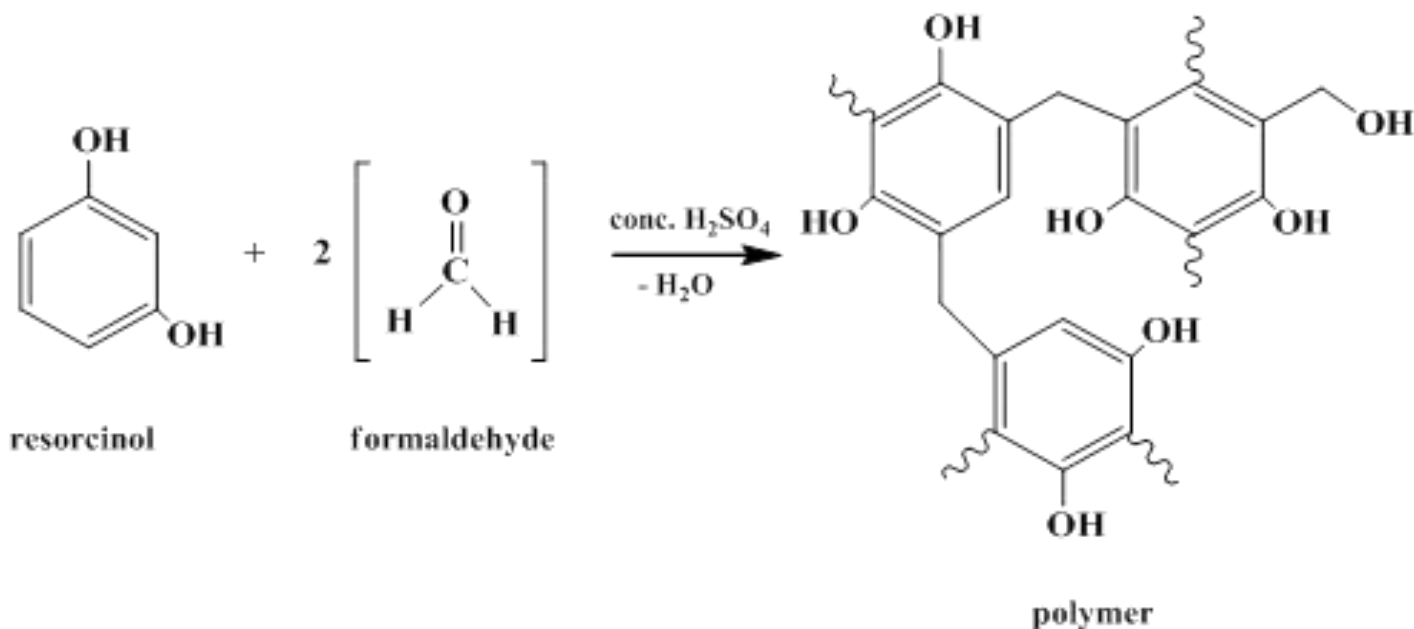
b) Sodium nitroprusside test : $(\text{Na}_2[\text{Fe}(\text{CN})_5\text{NO}]\cdot 2\text{H}_2\text{O})$

To few drops of the compound add 1 mL of sodium nitroprusside solution & excess of 30% NaOH solution.

A red color complex is a positive result.

4- Polymerization reaction

- ▶ To 0.5 mL of formaldehyde or salicylaldehyde add 0.2 gm of resorcinol and drop-by-drop concentrated sulfuric acid to get a red or reddish violet color, or a white ring that changes to a reddish violet ring.



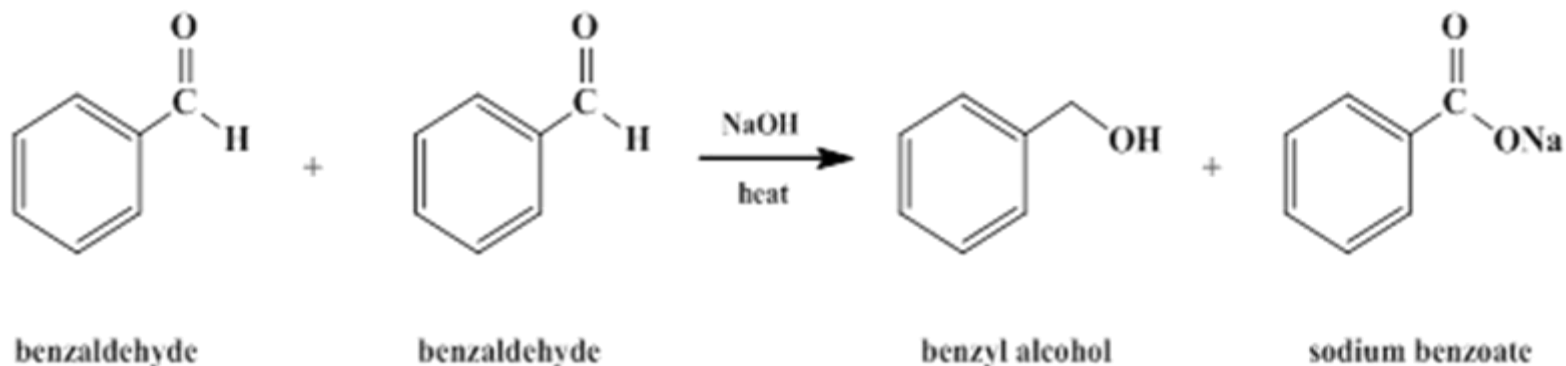
5- Cannizzaro reaction

- ▶ Benzaldehyde, salicylaldehyde, and formaldehyde can undergo Cannizzaro reaction because they *do not* have an alpha hydrogen atom.



In this type of reactions the aldehyde undergoes a self oxidation-reduction in the presence of a strong basic medium to yield a *mixture* of the corresponding alcohol and the salt of the corresponding carboxylic acid (or the acid itself).

Therefore, one molecule of the aldehyde serves as the oxidizing agent while the other serves as the reducing agent.



Procedure

- ▶ To few drops of benzaldehyde (or the other aldehydes) add 0.5 mL of 30% NaOH solution .
- ▶ heat gently on a water bath with shaking for five minutes.
- ▶ A precipitate of sodium benzoate is produced.
- ▶ *Dissolve this precipitate by adding few drops of distilled water*
- ▶ then add drops of conc. HCl to liberate benzoic acid as a white precipitate .
- ▶ The other product is benzylalcohol which is liquid (immisible with water) and can not be recognized easily.

formaldehyde can undergo this reaction; however, this reaction can't be relied on for testing formaldehyde

since the acid produced, formic acid, and the alcohol produced, methanol, both of them are liquids (both are miscible with water) that can't be observed separately as compared to the solid benzoic acid resulted from benzaldehyde.